

Tarmetec Ltd
Ringtee 6
EE-510 13 Tartu
Estland

Review of low front and side attachment according to TSFS 2017:10

(14 appendices)

Summary

Review of city bars (low front and side attachments) according to the requirements in Swedish Transport Agency's regulation TSFS 2017:10 Appendix 1, Section 49 – Projection of parts on external surface of cab and with reference to directive 92/114/EC and ECE Regulation 61. The review shows no deviation from the above mentioned requirements.

1. Assignment

Review of city bars for motor vehicle class N₂ and N₃ (truck over 3.5 tons) according to TSFS 2017:10 Appendix 1, Section 49 – Projection of parts on external surface of cab.

Client: Tarmetec Ltd in Tartu, Estonia.

2. Product

The city bars are of two types, with and without LED markers. The products are meant for mounting on motor vehicles with a weight over 3.5 tons, product numbers and vehicle models according to table 1 below.

Material: Diameter 60 mm tube made of AISI 304 stainless steel
Manufacturer: Tarmetec Ltd, Tartu, Estonia

Drawings and mounting instructions are presented in appendices 1-14.

Table 1

Product number	Drawing	Mounting instruction	Vehicle Model	Appendix No.
864500	MTRI29-Add2	8645008	Scania R/S 2016-	1 and 8
864501				
864502	MTRI29-Add3	8645028	Scania R/S 2016-high bumper	2 and 9
864503				
868580	MTRI29-Add4	8685808	Volvo FH 2013- / FM 2014-	3 and 10
868581				

RISE Research Institutes of Sweden AB

Postal address
Box 857
SE-501 15 BORÅS
Sweden

Office location
Brinellgatan 4
SE-504 62 BORÅS

Phone / Fax / E-mail
+46 10 516 50 00
+46 33 13 55 02
info@ri.se

This document may not be reproduced other than in full, except with the prior written approval of RISE.

Product number	Drawing	Mounting instruction	Vehicle Model	Appendix No.
862331	MTRI29-Add9	8623318	Renault T	4 and 11
854500	MTRI29-Add10	8545018	MAN TGX 2013-	5 and 12
854501				
854502				
854503				
850240	MTRI29-Add12	8502408	DAF 106XF 2013-	6 and 13
856580	MTRI29-Add13	8565808	MB Actros 2011-	7 and 14
856581				

3. Method

Review of the geometry and radius of the products according to TSFS 2017:10 section 49; which refers to directive 92/114/EEC and ECE Regulation 61, see below.

Note 1: If the products are mounted below either the reference plane or floor line, directive 92/114/EEC and ECE Regulation 61 are not applicable.

Consideration has also been taken with aspects of EC Regulation No.661/2009, Chapter II, article 4 paragraph 3 and article 5, paragraphs 1 and 2f.

Method	Valid for product
Directive 92/114/EC, section 3.2 and 3.3 – General requirements ECE Regulation 61, section 5 – General requirements	City bar 864500 City bar 864501 City bar 864502 City bar 864503 City bar 868580 City bar 868581 City bar 862331 City bar 850240 City bar 856580 City bar 856581
Directive 92/114/EC, section 4.1 – Ornaments ECE Regulation 61, section 6.1 – Ornaments	City bar 864501 ^{*)} City bar 864503 ^{*)} City bar 868581 ^{*)} City bar 856581 ^{*)}
Directive 92/114/EC, section 4.2 – Headlamp visors and rims ECE Regulation 61, section 6.2 – Headlamp visors and rims	City bar 864500 City bar 864501 City bar 864502 City bar 864503 City bar 868580 City bar 868581 City bar 862331 City bar 850240 City bar 856580 City bar 856581

Method	Valid for product
Directive 92/114/EC, section 4.5 – Protective devices (bumpers) ECE Regulation 61, section 6.5 – Protective devices (bumpers)	City bar 864500
	City bar 864501
	City bar 864502
	City bar 864503
	City bar 868580
	City bar 868581
	City bar 862331
	City bar 850240
	City bar 856580
	City bar 856581

*) The LED markers in front of city bars are considered as ornaments.

4. Assessment

According to our review the above mentioned types of city bars for mounting on motor vehicles with weight over 3.5 tons do not deviate from the requirements in TSFS 2017:10 Appendix 1, Section 49 – Projection of parts on external surface of cab.

This assessment shall be attached to the client’s confirmation that shall follow each delivery of the product.

RISE Research Institutes of Sweden AB
Safety - Mechanics Research

Performed by

Examined by

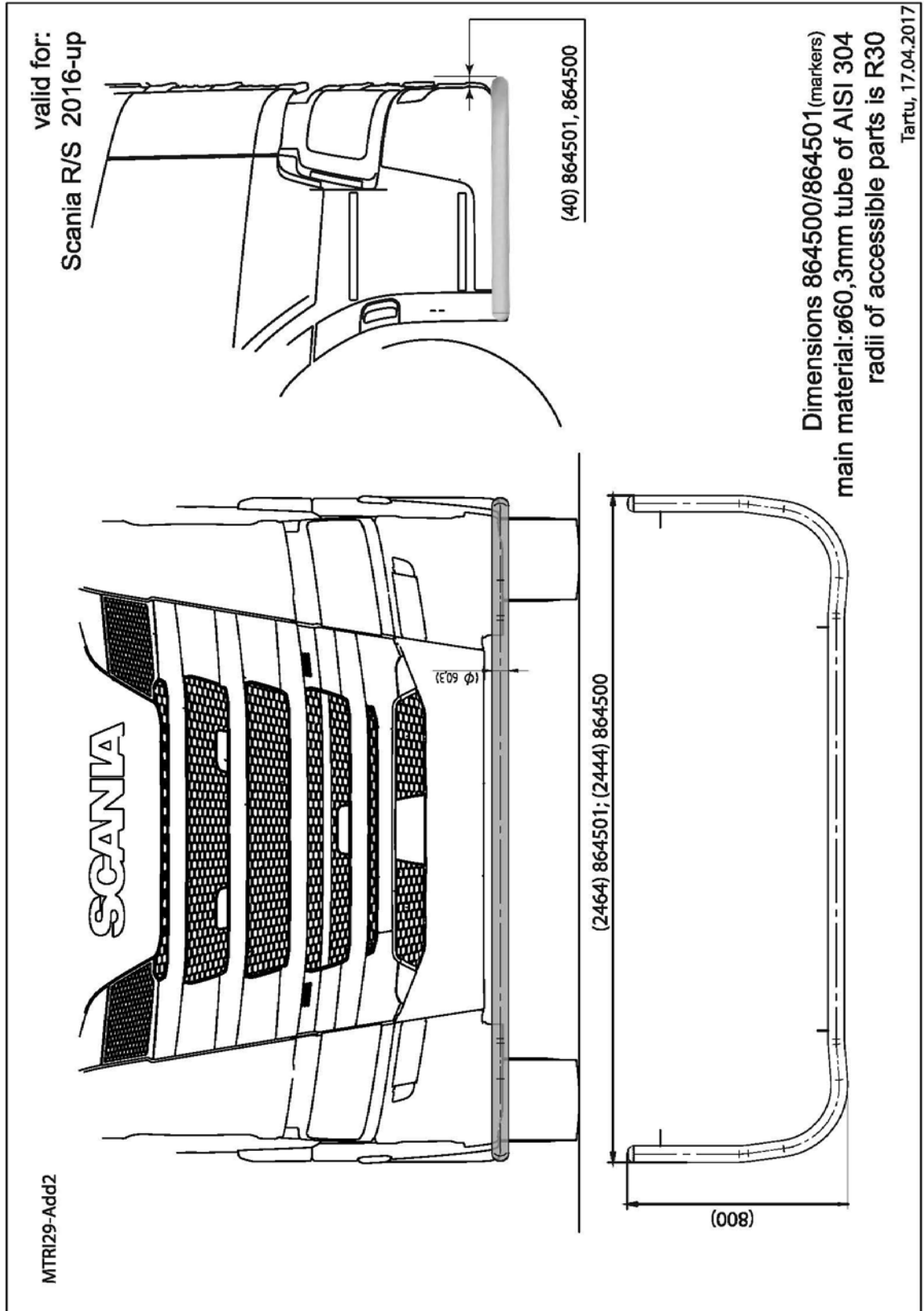
Nina Talbrant

Klas-Gustaf Andersson

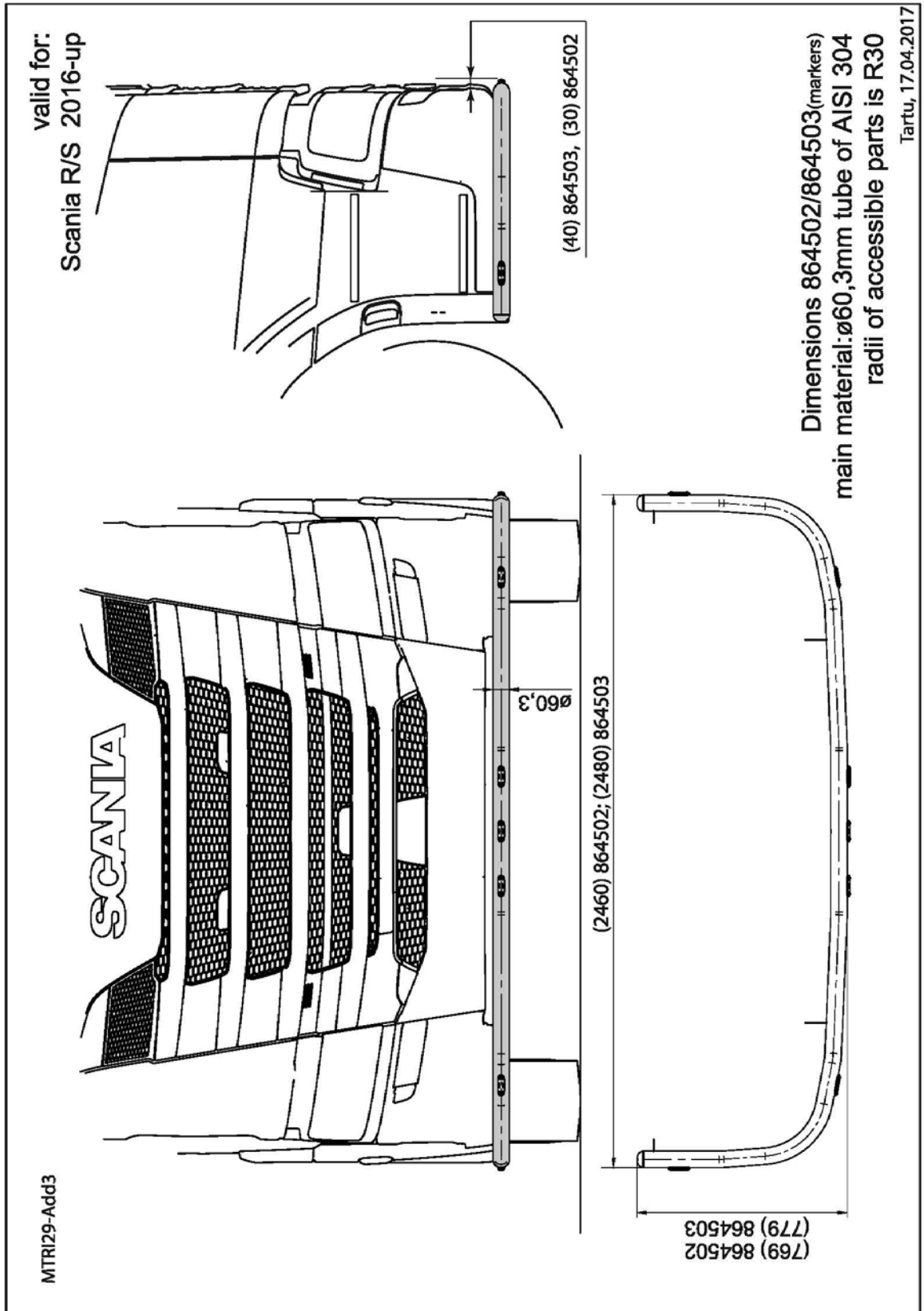
Appendices

- Appendix 1 – Drawing MTRI29-Add2 dated 2017-04-17
- Appendix 2 – Drawing MTRI29-Add3 dated 2017-04-17
- Appendix 3 – Drawing MTRI29-Add4 dated 2017-04-17
- Appendix 4 – Drawing MTRI29-Add9 dated 2017-04-17
- Appendix 5 – Drawing MTRI29-Add10 dated 2017-04-17
- Appendix 6 – Drawing MTRI29-Add12 dated 2017-04-17
- Appendix 7 – Drawing MTRI29-Add13 dated 2017-04-17
- Appendix 8 – Mounting instruction 8645008 dated 2017-02-15
- Appendix 9 – Mounting instruction 8645028 dated 2017-03-21
- Appendix 10 – Mounting instruction 8685808 dated 2015-02-10
- Appendix 11 – Mounting instruction 8623318 dated 2016-07-01
- Appendix 12 – Mounting instruction 8545018 dated 2017-02-16
- Appendix 13 – Mounting instruction 8502408 dated 2017-02-17
- Appendix 14 – Mounting instruction 8565808 dated 2012-02-02

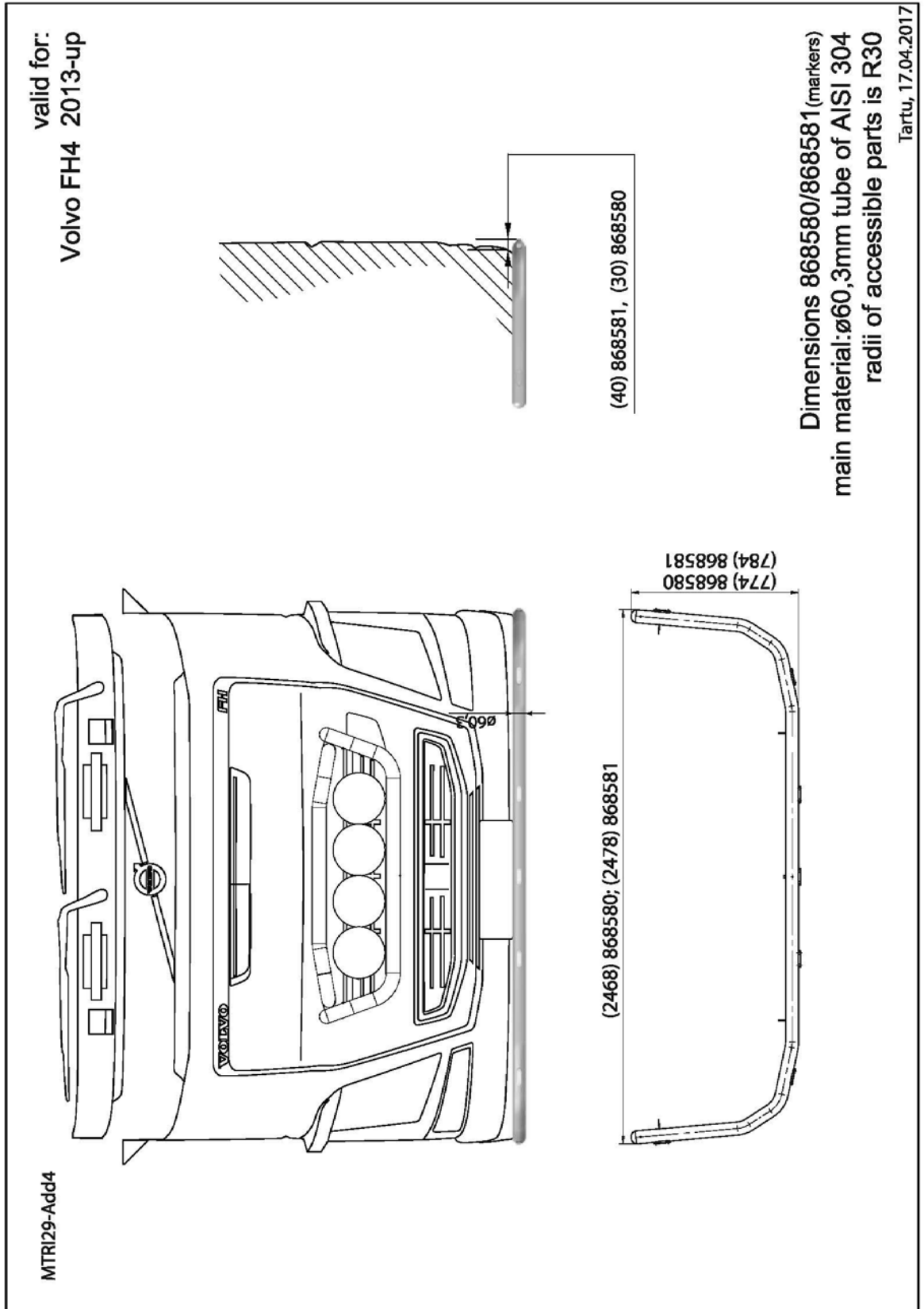
Appendix 1



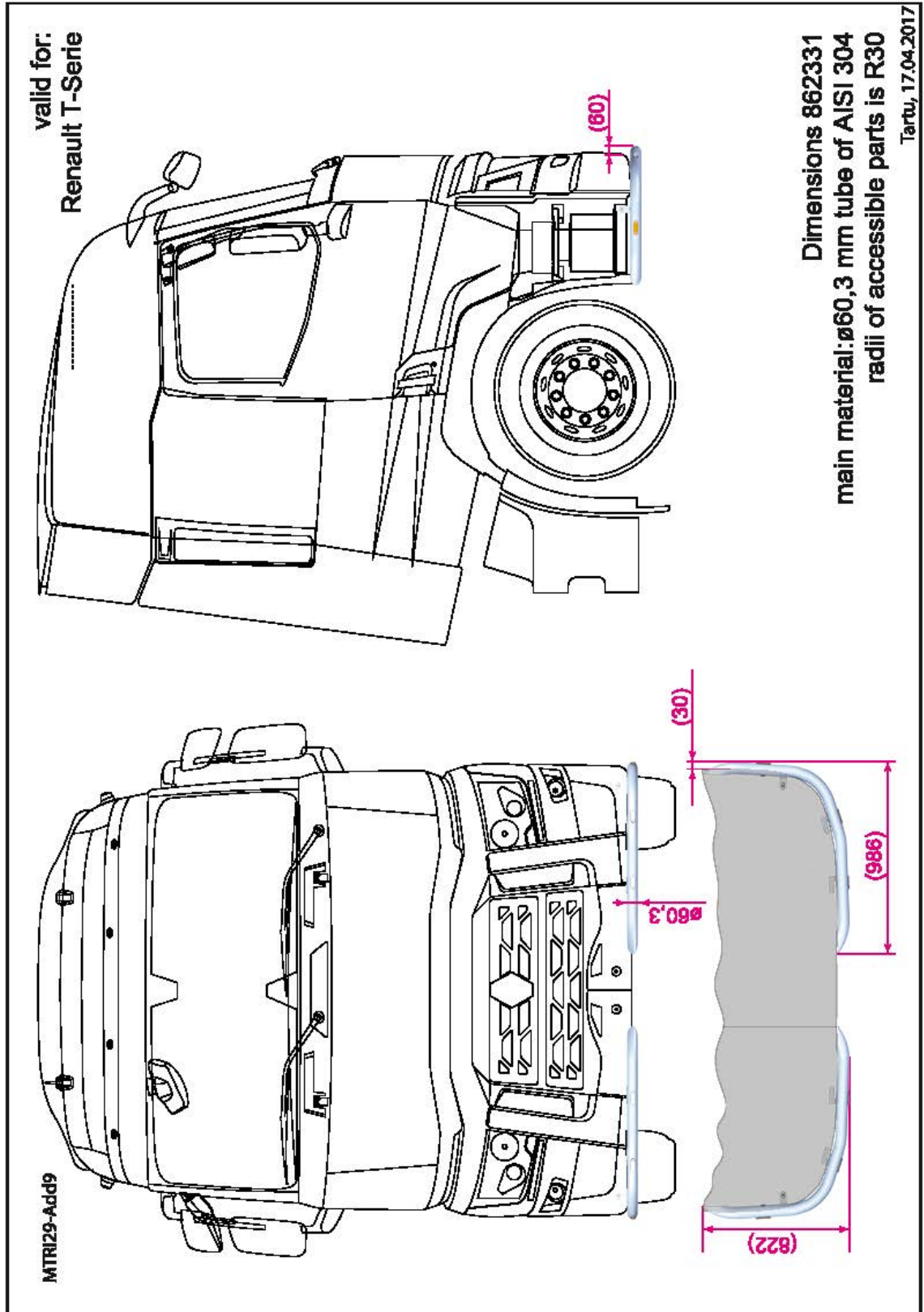
Appendix 2



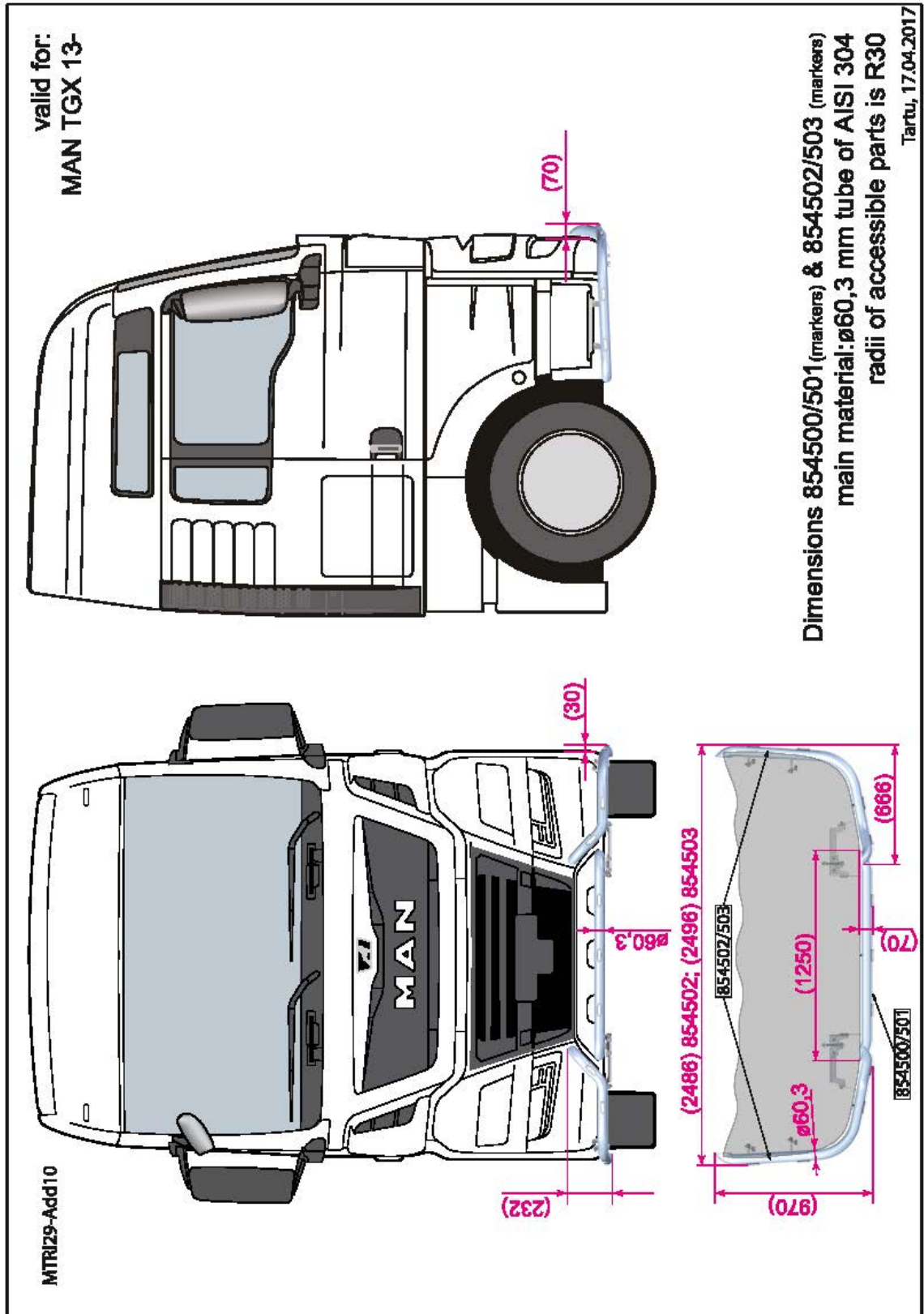
Appendix 3



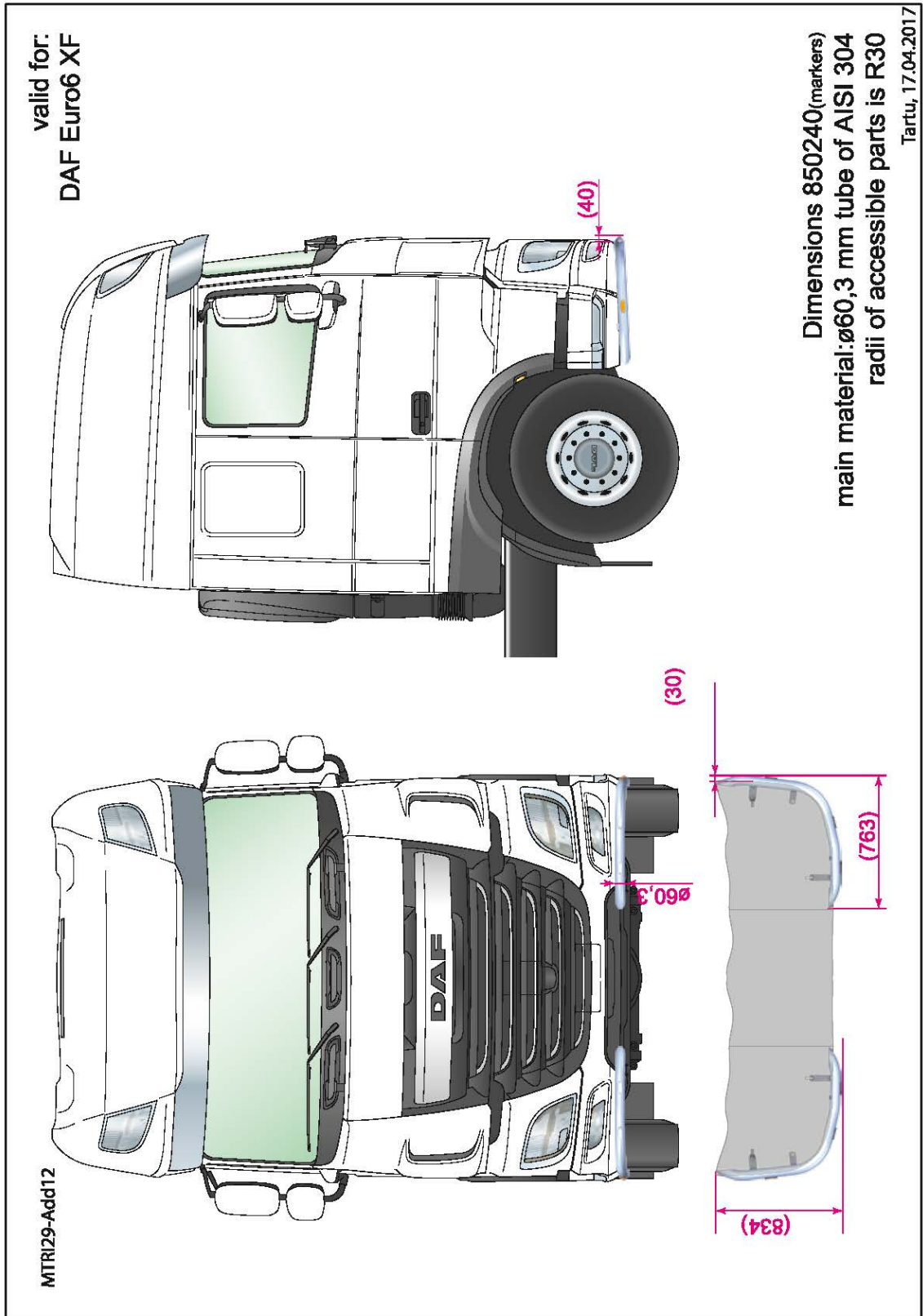
Appendix 4



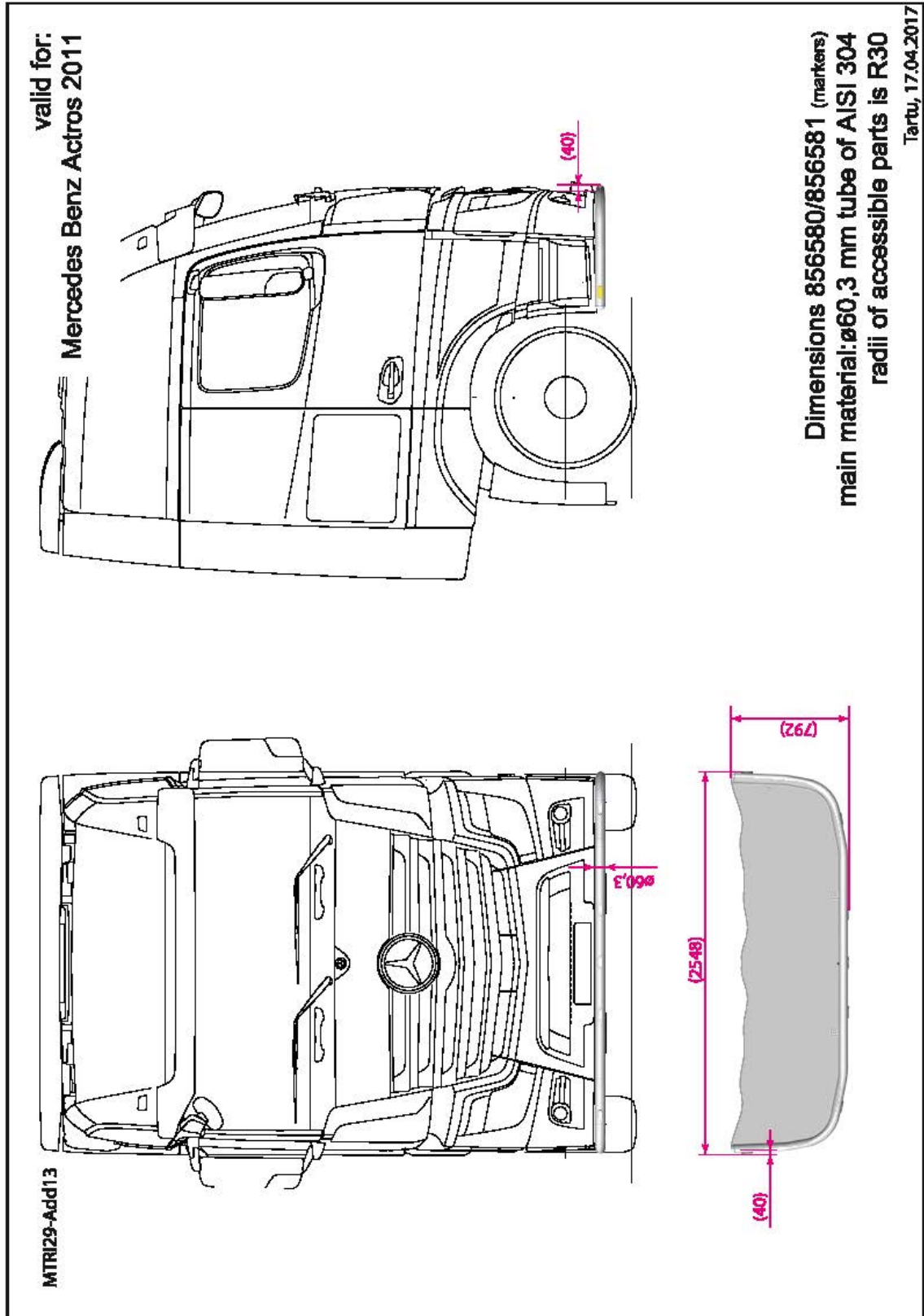
Appendix 5



Appendix 6



Appendix 7



Appendix 8



Paigaldusjuhend | Mounting instructions | Инструкция по установке | Montageanleitung



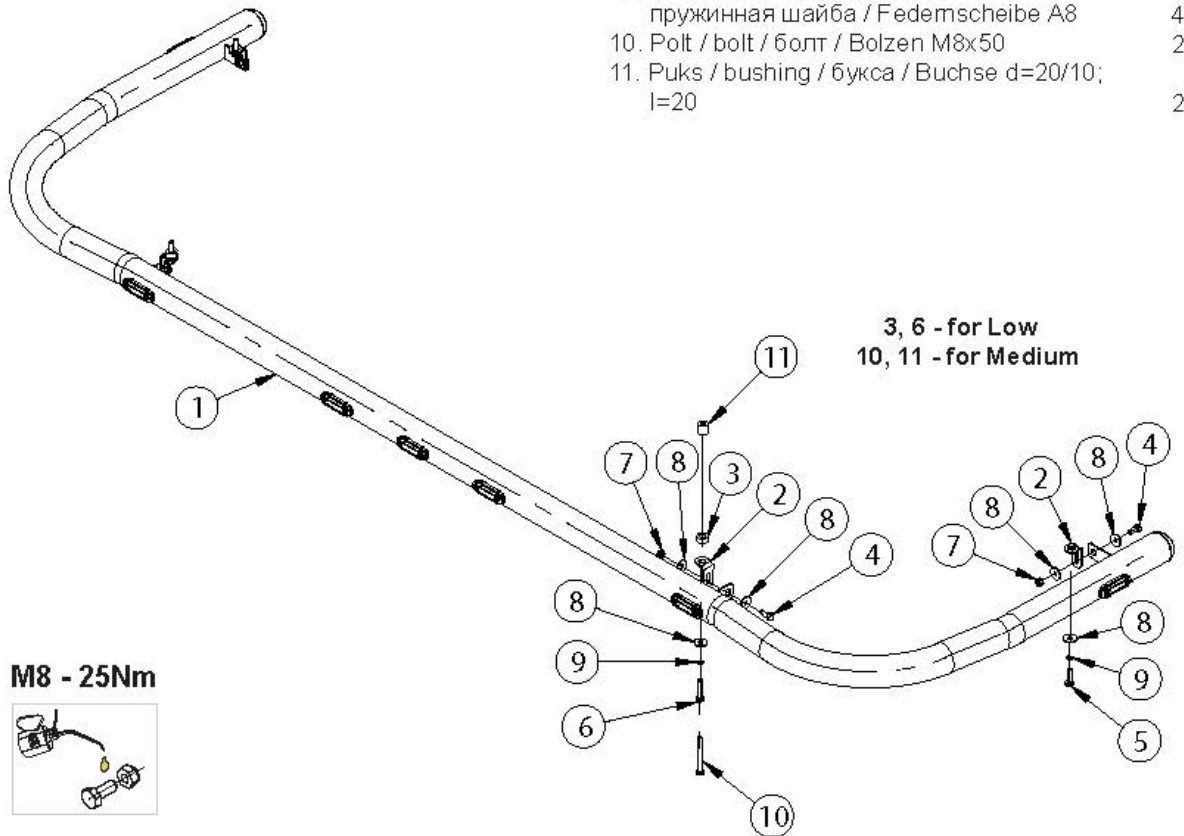
Scania Series R&S 2016- Low & Medium bumper

Art. 864500, 864501 (LED)

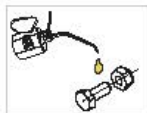
Esistangekaitse | Cityguard | Передняя дуга | Cityguard



- | | |
|---|----|
| 1. Esistangekaitse / Cityguard /
Передняя защита / Cityguard | 1 |
| 2. Vinkel / angeled plate / угольник / Winkel | 4 |
| 3. Puks / bushing / бусса / Buchse d=20/10;
l=10 | 2 |
| 4. Pult / bolt / болт / Bolzen M8x20 | 4 |
| 5. Pult / bolt / болт / Bolzen M8x30 | 2 |
| 6. Pult / bolt / болт / Bolzen M8x40 | 2 |
| 7. Mutter / nut / гайка / Mutter M8 | 4 |
| 8. Seib / washer / шайба / Scheibe 8,4x24x2 | 12 |
| 9. Vedruseib / spring washer /
пружинная шайба / Fedemscheibe A8 | 4 |
| 10. Pult / bolt / болт / Bolzen M8x50 | 2 |
| 11. Puks / bushing / бусса / Buchse d=20/10;
l=20 | 2 |



M8 - 25Nm



Kaal / Weight / Масса / Gewicht: 9,5 kg

Paigaldusaeg / Time of mounting / Время установки / Einbauzeit: 30 min

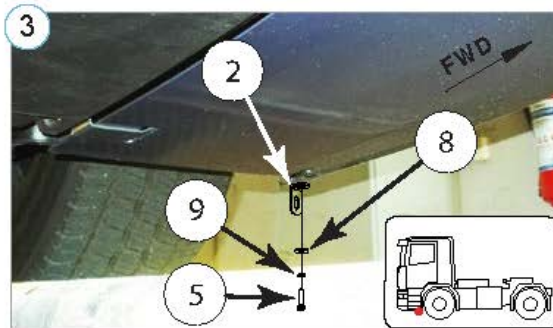
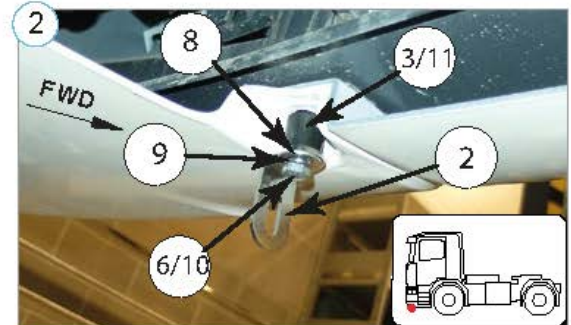
Vajalikud tööriistad / Required Tools / Необходимые инструменты / Benötigte Werkzeuge



Appendix 8

Scania Series R&S 2016- Low&Medium

Esistangekaitse | Cityguard | Передняя дуга | Cityguard



- Kui METEC toode ei vasta Teile ootustele võikui on tegemist toote ebapiisava kvaliteediga, siis pretensioonid esitada lehel www.metec.ee
- If the METEC product does not meet Your expectations or if it is a product of insufficient quality, then you can submit a claim at www.metec.ee
- Если METEC продукт не соответствует Вашим ожиданиям или это продукт недостаточного качества, то претензию предъявить можно на сайте www.metec.ee
- Wenn METEC Produkt nicht Ihren Erwartungen entspricht oder wenn es um Qualitätsmängel geht, dann bitte die Ansprüche auf Seite www.metec.ee einreichen

Appendix 9




Paigaldusjuhend | Mounting instructions | Инструкция по установке | Montageanleitung 8645028

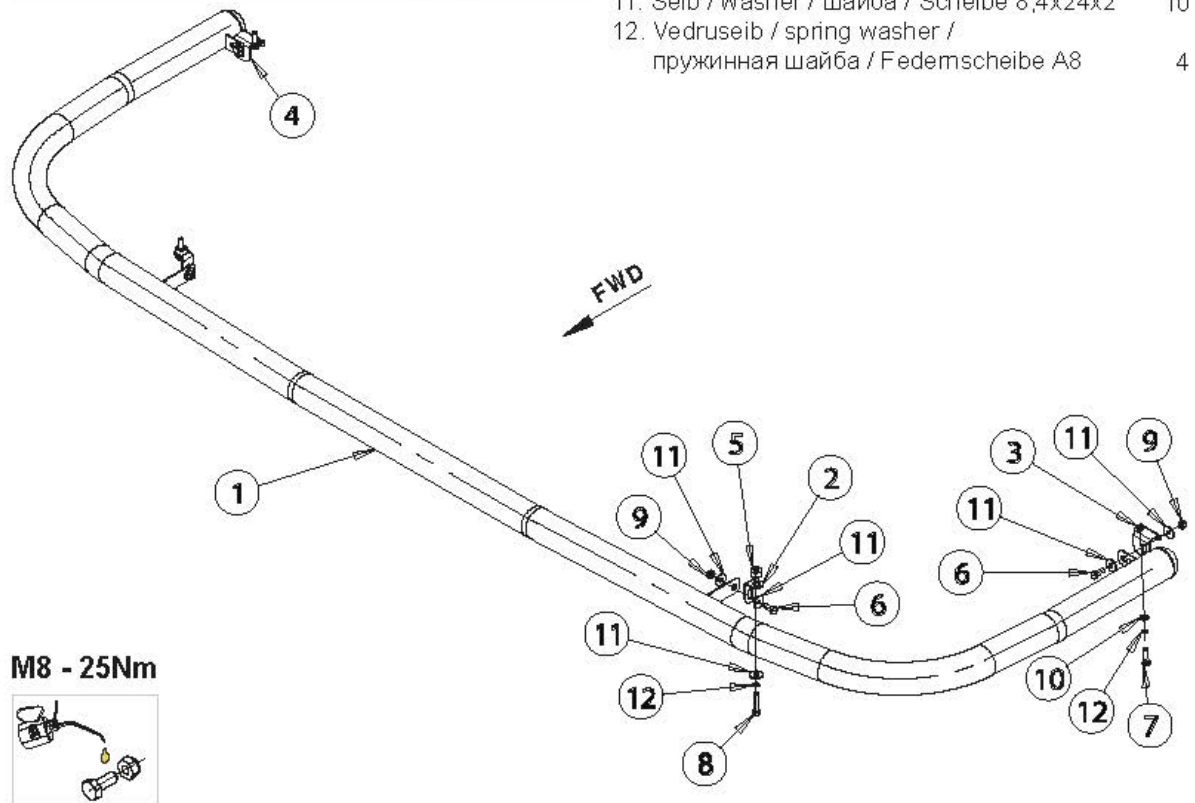
Scania R&S 2016- High bumper

Art. 864502, 864503 (LED)

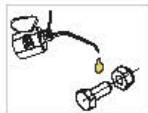
Esistangekaitse | Cityguard | Передняя дуга | Cityguard



- | | |
|--|----|
| 1. Esistangekaitse / Cityguard /
Передняя защита / Cityguard | 1 |
| 2. Vinkel / angeled plate / угольник / Winkel | 2 |
| 3. Vinkel / angeled plate / угольник / Winkel LH | 1 |
| 4. Vinkel / angeled plate / угольник / Winkel RH | 1 |
| 5. Puks / bushing / букса / Buchse | 2 |
| 6. Polt / bolt / болт / Bolzen M8x20 | 4 |
| 7. Polt / bolt / болт / Bolzen M8x30 | 2 |
| 8. Polt / bolt / болт / Bolzen M8x40 | 2 |
| 9. Mutter / nut / гайка / Mutter M8 | 4 |
| 10. Seib / washer / шайба / Scheibe 8,4x16x1,6 | 2 |
| 11. Seib / washer / шайба / Scheibe 8,4x24x2 | 10 |
| 12. Vedruseib / spring washer /
пружинная шайба / Fedemscheibe A8 | 4 |



M8 - 25Nm



Kaal / Weight / Масса / Gewicht: 9,1 kg

Paigaldusaeg / Time of mounting / Время установки / Einbauzeit: 30 min


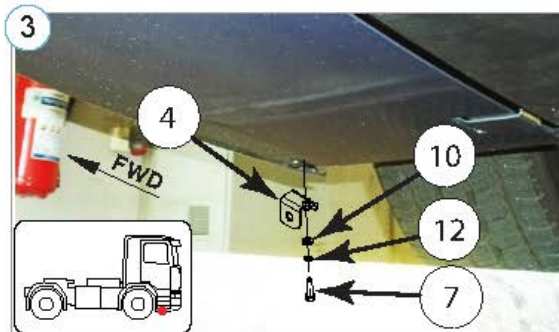

Vajalikud tööriistad / Required Tools / Необходимые инструменты / Benötigte Werkzeuge



Appendix 9

Scania R&S 2016- High bumper

Esistangekaitse | Cityguard | Передняя дуга | Cityguard



- Kui METEC toode ei vasta Teile ootustele võikui on tegemist toote ebapiisava kvaliteediga, siis pretensioonid esitada lehel www.metec.ee
- If the METEC product does not meet Your expectations or if it is a product of insufficient quality, then you can submit a claim at www.metec.ee
- Если METEC продукт не соответствует Вашим ожиданиям или это продукт недостаточного качества, то претензию предъявить можно на сайте www.metec.ee
- Wenn METEC Produkt nicht Ihren Erwartungen entspricht oder wenn es um Qualitätsmängel geht, dann bitte die Ansprüche auf Seite www.metec.ee einreichen

Appendix 10



Montaažiskeem / Mounting Instructions / Монтажная схема

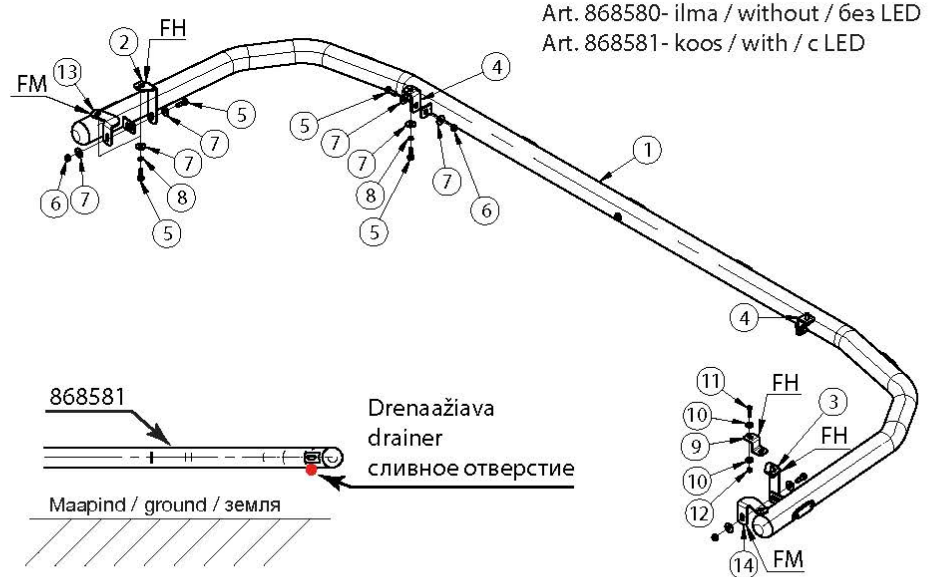
Volvo FH 2013- / FM 2014-

Art. 868580
Art. 868581

Esitõke Ø 60 | Front protection pipe Ø 60 | Передняя защитная труба Ø 60



- | | |
|---|----|
| 1. Esitõke / protection pipe / защитная труба | 1 |
| 2. Vinkel / angled plate / угольник | 1 |
| 3. Vinkel / angled plate / угольник | 1 |
| 4. Vinkel / angled plate / угольник | 2 |
| 5. Põlt / bolt / болт M8x25 mm | 8 |
| 6. Mutter / nut / гайка M8 | 4 |
| 7. Seib / washer / шайба 8,4x24x2 mm | 12 |
| 8. Vedruseib / spring washer / пружинная шайба A8 | 4 |
| 9. Kompensaator / compensator / компенсатор | 1 |
| 10. Seib / washer / шайба 6,4x18x1,6 mm | 2 |
| 11. Põlt / bolt / болт M6x25 mm | 1 |
| 12. Mutter / nut / гайка M6 | 1 |
| 13. Vinkel / angled plate / угольник | 1 |
| 14. Vinkel / angled plate / угольник | 1 |



Vajalikud tööriistad / Required Tools / Необходимые инструменты



Appendix 10

Montaažiskeem / Mounting Instructions / Монтажная схема

Volvo FH 2013-/ FM 2014-

Art. 868580
Art. 868581

Esitõke Ø 60 | Front protection pipe Ø 60 | Передняя защитная труба Ø 60


Raigaldamine / Instructions / Инструкция установки



Pilt 1 / Pic. 1 / Рис. 1



Pilt 2 / Pic. 2 / Рис. 2



Pilt 3 / Pic. 3 / Рис. 3



Pilt 4 / Pic. 4 / Рис. 4



Pilt 5 / Pic. 5 / Рис. 5



Pilt 6 / Pic. 6 / Рис. 6


Appendix 10

Montaažiskeem / Mounting Instructions / Монтажная схема


Volvo FH 2013- / FM 2014-

Art. 868580
Art. 868581

Esitõke Ø 60 | Front protection pipe Ø 60 | Передняя защитная труба Ø 60



Pilt 7 / Pic. 7 / Рис. 7



Pilt 8 / Pic. 8 / Рис. 8



Pilt 9 / Pic. 9 / Рис. 9



Pilt 10 / Pic. 10 / Рис. 10

Toote andmed / Data of the product / Данные о товаре

- Mõõdud / Measures / Размеры: 65x775x2465 mm.
- Kaal / Weight / Масса: 868580- 9,6 kg; 868581- 9,9 kg.
- Paigaldusaeg / Time of mounting / Время установки: 20 min.
- Tähtsad markeeringud / Important labels / Важные этикетки:



1. Komplekteerija number. / The number of the assembler / Номер комплектовщика
2. Tooteinfo pakendil / Product information on the package / Информация на упаковке
3. Tooteinfo tootel / Product information on the product / Информация на товаре
4. Kvaliteedi kontrolli tähis / Quality control number / Знак контроля качества

Appendix 11



Montaažiskeem / Mounting Instructions / Монтажная схема

Renault T

Art. 862331, 862333

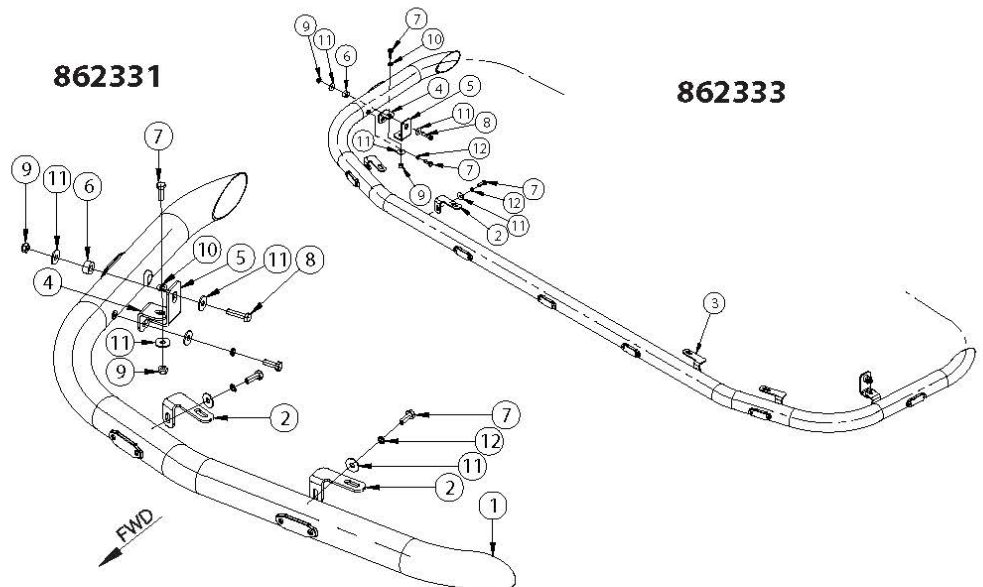
Esistangekaitse

Cityguard

Передняя защита



1. Esistangekaitse / Cityguard / Передняя защита	1+1 / 1
2. Kronstein / bracket / кронштейн	2
3. Kronstein / bracket / кронштейн	2
4. Kronstein / bracket / кронштейн	2
5. Kronstein / bracket / кронштейн	2
6. Püks / bushing / втулка L= 10mm	2
7. Põlt / bolt / болт M8x25 mm	8
8. Põlt / bolt / болт M8x35 mm	2
9. Mutter / nut / гайка M8 DIN 985	4
10. Seib / washer / шайба 8,4x16x1,6 mm	2
11. Seib / washer / шайба 8,4x24x2 mm	12
12. Vedruseib / spring washer / пружинная шайба A8	6



Vajalikud tööriistad / Required Tools / Необходимые инструменты



Appendix 11

Montaažiskeem / Mounting Instructions / Монтажная схема

Renault T


Art. 862331, 862333

Esistangekaitse


Cityguard

Передняя защита


Paigaldamine / Instruction / Инструкция установки



Pilt 1 / Pic. 1 / Рис. 1




Pilt 2 / Pic. 2 / Рис. 2




Pilt 3 / Pic. 3 / Рис. 3



Pilt 4 / Pic. 4 / Рис. 4



Pilt 5 / Pic. 5 / Рис. 5



Pilt 6 / Pic. 6 / Рис. 6

Appendix 11

Montaažiskeem / Mounting Instructions / Монтажная схема

Renault T

Art. 862331, 862333

Esistangekaitse

Cityguard

Передняя защита



Pilt 7 / Pic. 7 / Рис. 7

Toote andmed / Data of the product / Данные о товаре

- Mõõdud / Measures / Размеры: 862331 - 160x490x1220 mm, 862333 - 60x780x2460 mm
- Kaal / Weight / Масса: 862331 - 8,1 kg, 862333 - 9,3 kg
- Paigaldusaeg / Time of mounting / Время установки: 30 min.
- Tähtsad markeeringud / Important labels / Важные этикетки:



1. Komplekteerija number. / The number of the assembler / Номер комплектовщика
2. Tooteinfo pakendil / Product information on the package / Информация на упаковке
3. Tooteinfo tootel / Product information on the product / Информация на товаре
4. Kvaliteedi kontrolli tähis / Quality control number / Знак контроля качества

Appendix 12



Montaažiskeem / Mounting Instructions / Монтажная схема

MAN TGX 2013-

Art. 854500, 854501

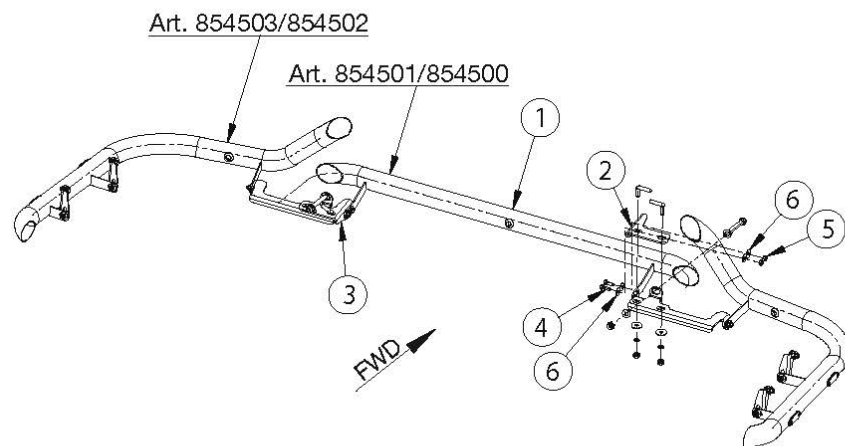
Esitõke Ø 60

Front protection pipe Ø 60

Передняя защитная труба Ø 60



- | | |
|--|---|
| 1. Esitõke / front protection pipe / передняя защитная труба | 1 |
| 2. Kronstein / bracket / кронштейн | 1 |
| 3. Kronstein / bracket / кронштейн | 1 |
| 4. Polt / bolt / болт M8x25 mm | 4 |
| 5. Mutter / nut / гайка M8 DIN 985 | 4 |
| 6. Seib / washer / шайба 8,4x24x2 mm | 8 |



Vajalikud tööriistad / Required Tools / Необходимые инструменты



Appendix 12

Montaažiskeem / Mounting Instructions / Монтажная схема

MAN TGX 2013-

Art. 854500, 854501

Esitõke Ø 60

Front protection pipe Ø 60

Передняя защитная труба Ø 60

Paigaldamine / Instruction / Инструкция установки




Pilt 1 / Pic. 1 / Рис. 1



Pilt 2 / Pic. 2 / Рис. 2



Pilt 3 / Pic. 3 / Рис. 3



Pilt 4 / Pic. 4 / Рис. 4

Toote andmed / Data of the product / Данные о товаре

- Mõõdud / Measures / Размеры: 70x210x1260 mm
- Kaal / Weight / Масса: 3,9 kg (854500), 4 kg (854501)
- Paigaldusaeg / Time of mounting / Время установки: 30 min.
- Tähtsad markeeringud / Important labels / Важные этикетки:

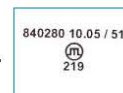
1.



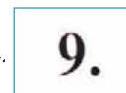
2.



3.



4.



1. Komplekteerija number. / The number of the assembler / Номер комплектовщика
2. Tooteinfo pakendil / Product information on the package / Информация на упаковке
3. Tooteinfo tootel / Product information on the product / Информация на товаре
4. Kvaliteedi kontrolli tähis / Quality control number / Знак контроля качества

Appendix 13



Montaažiskeem / Mounting Instructions / Монтажная схема

DAF 106XF 2013-

Art. 850240

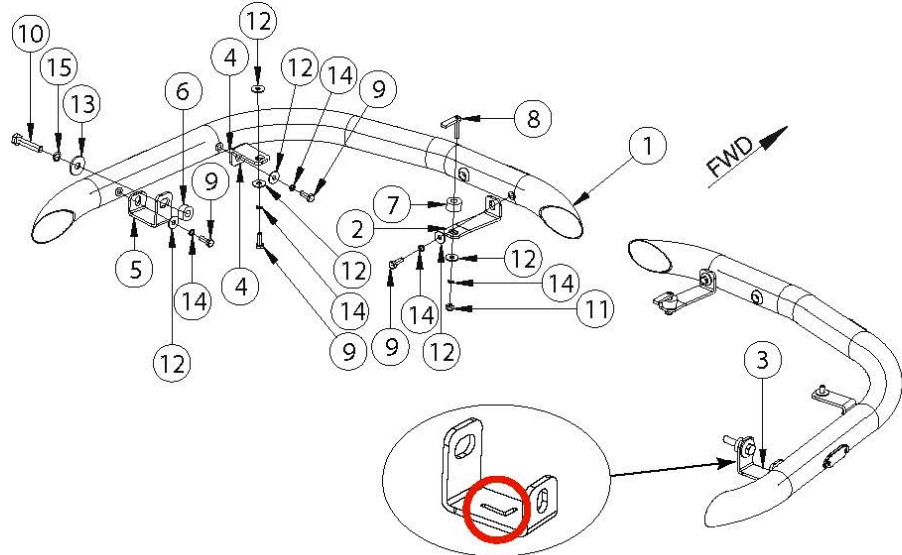
Esinurga kaitsed

Front corner bumper

Передние защитные уголки



- | | |
|--|----|
| 1. Esinurga kaitses / front corner bumper / передние защитные уголки | 2 |
| 2. Kronstein / bracket / кронштейн | 2 |
| 3. Kronstein / bracket / кронштейн | 1 |
| 4. Kronstein / bracket / кронштейн | 2 |
| 5. Kronstein / bracket / кронштейн | 1 |
| 6. Puks / bushing / букса L= 13mm | 2 |
| 7. Puks / bushing / букса L= 16mm | 2 |
| 8. T-polt / t-polt / т-болт M8 | 2 |
| 9. Polt / bolt / болт M8x25 mm | 8 |
| 10. Polt / bolt / болт M12x60 mm | 2 |
| 11. Mutter / nut / гайка M8 DIN 985 | 2 |
| 12. Seib / washer / шайба 8,4x24x2 mm | 12 |
| 13. Seib / washer / шайба 13x37x3 mm | 2 |
| 14. Vedruseib / spring washer / пружинная шайба A8 | 10 |
| 15. Vedruseib / spring washer / пружинная шайба A12 | 2 |



Vajalikud tööriistad / Required Tools / Необходимые инструменты



Appendix 13

Montaažiskeem / Mounting Instructions / Монтажная схема

DAF 106XF 2013-

Art. 850240

Esinurga kaitсед

Front corner bumper

Передние защитные уголки

Paigaldamine / Instruction / Инструкция установки



Pilt 1 / Pic. 1 / Рис. 1




Pilt 2 / Pic. 2 / Рис. 2




Pilt 3 / Pic. 3 / Рис. 3



Pilt 4 / Pic. 4 / Рис. 4



Pilt 5 / Pic. 5 / Рис. 5



Pilt 6 / Pic. 6 / Рис. 6

Appendix 13

Montaažiskeem / Mounting Instructions / Монтажная схема


DAF 106XF 2013-

Art. 850240


Esinurga kaitsed

Front corner bumper

Передние защитные уголки



Pilt 7 / Pic. 7 / Рис. 7



Pilt 8 / Pic. 8 / Рис. 8

Toote andmed / Data of the product / Данные о товаре

- Mõõdud / Measures / Размеры: 2x(60x770x840) mm
- Kaal / Weight / Масса: 7,9 kg
- Paigaldusaeg / Time of mounting / Время установки: 30 min.
- Tähtsad markeeringud / Important labels / Важные этикетки:



1. Komplekteerija number. / The number of the assembler / Номер комплектовщика
2. Tooteinfo pakendil / Product information on the package / Информация на упаковке
3. Tooteinfo tootel / Product information on the product / Информация на товаре
4. Kvaliteedi kontrolli tähis / Quality control number / Знак контроля качества

Appendix 14



Montaažiskeem / Mounting Instructions / Монтажная схема

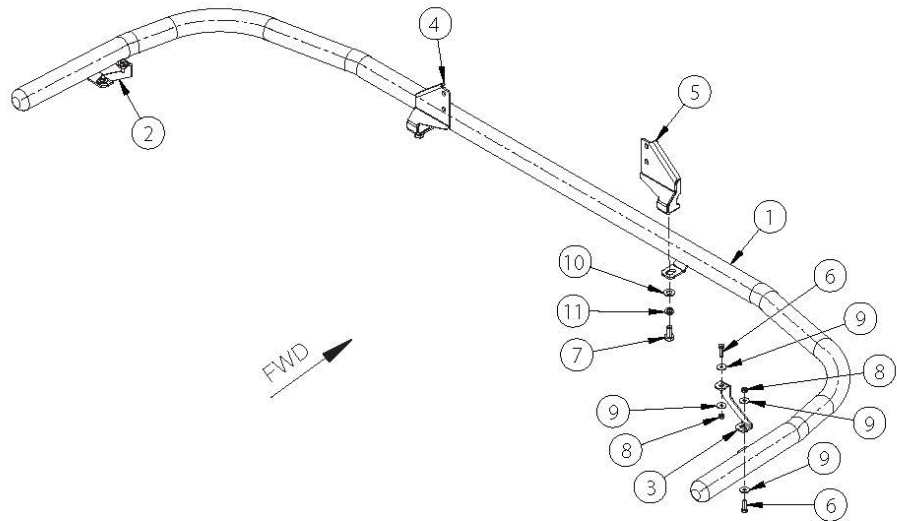
MB Actros 2011-

Art. 856580
Art. 856581

Esitõke Ø 60 | Front protection pipe Ø 60 | Передняя защитная труба Ø 60



- | | |
|---|---|
| 1. Esitõke / protection pipe / защитная труба | 1 |
| 2. Kronstein / bracket / кронштейн | 1 |
| 3. Kronstein / bracket / кронштейн | 1 |
| 4. Kronstein / bracket / кронштейн | 1 |
| 5. Kronstein / bracket / кронштейн | 1 |
| 6. Polt / bolt / болт M8x30 mm | 4 |
| 7. Polt / bolt / болт M14x30 mm | 2 |
| 8. Mutter / nut / гайка M8 DIN 985 | 4 |
| 9. Seib / washer / шайба 8,4x24x2 mm | 8 |
| 10. Seib / washer / шайба 15x28x2,5 mm | 2 |
| 11. Vedruseib / spring washer / пружинная шайба A14 | 2 |



Vajalikud tööriistad / Required Tools / Необходимые инструменты



Appendix 14

Montaažiskeem / Mounting Instructions / Монтажная схема

MB Actros 2011-

Art. 856580
Art. 856581

Esitõke Ø 60 | Front protection pipe Ø 60 | Передняя защитная труба Ø 60

Paigaldamine / Instructions / Инструкция установки




Pilt 1 / Pic. 1 / Рис. 1



Pilt 2 / Pic. 2 / Рис. 2



Pilt 3 / Pic. 3 / Рис. 3



Pilt 4 / Pic. 4 / Рис. 4



Pilt 5 / Pic. 5 / Рис. 5



Pilt 6 / Pic. 6 / Рис. 6

Appendix 14

Montaažiskeem / Mounting Instructions / Монтажная схема

MB Actros 2011-

Art. 856580
Art. 856581

Esitõke Ø 60 | Front protection pipe Ø 60 | Передняя защитная труба Ø 60

Paigaldamine / Instructions / Инструкция установки



Pilt 7 / Pic. 7 / Рис. 7




Pilt 8 / Pic. 8 / Рис. 8




Pilt 9 / Pic. 9 / Рис. 9



Pilt 10 / Pic. 10 / Рис. 10



Pilt 11 / Pic. 11 / Рис. 11



Pilt 12 / Pic. 12 / Рис. 12

Appendix 14

Montaažiskeem / Mounting Instructions / Монтажная схема

MB Actros 2011-

Art. 856580
Art. 856581

Esitõke Ø 60 | Front protection pipe Ø 60 | Передняя защитная труба Ø 60



Pilt 13 / Pic. 13 / Рис. 13



Pilt 14 / Pic. 14 / Рис. 14

Toote andmed / Data of the product / Данные о товаре

- Mõõdud / Measures / Размеры: 70x800x2570 mm.
- Kaal / Weight / Масса: 11,4 kg.
- Paigaldusaeg / Time of mounting / Время установки: 60 min.
- Tähtsad markeeringud / Important labels / Важные этикетки:



1. Komplekteerija number. / The number of the assembler / Номер комплектовщика
2. Tooteinfo pakendil / Product information on the package / Информация на упаковке
3. Tooteinfo tootel / Product information on the product / Информация на товаре
4. Kvaliteedi kontrolli tähis / Quality control number / Знак контроля качества